



BOILING TABLE 2 Burner Straight

“ Anvil Boiling tables are designed to accommodate a large range of pots for cooking or warming”

Model: BTG2002

APPLICATION

- The Anvil heavy duty series boiling tables are ideal for kitchens, fast food outlets and restaurants.
- The robust construction ensures reliability even in the toughest environment

CONSTRUCTION

- Mild steel painted body
- High quality fabricated support grates
- Suitable for a large range of pot sizes
- Safety approved by LPG safety Association
- Adjustable levelling feet
- Flat packed for easy transport
- Robust construction



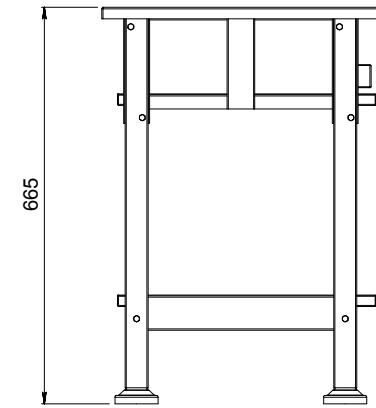
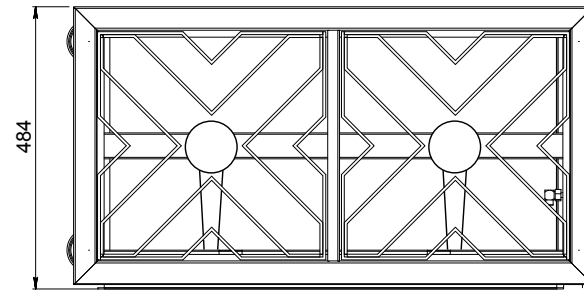
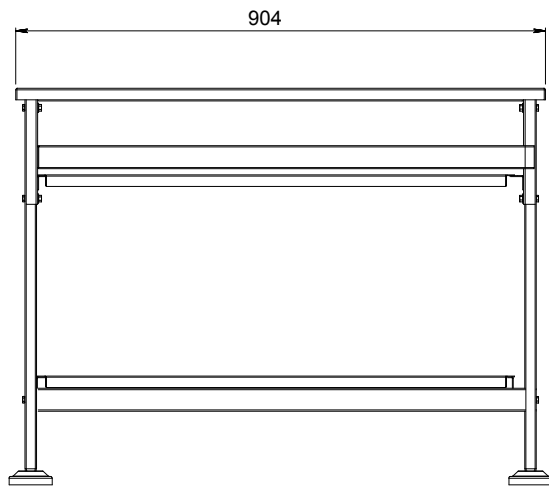
 ANVIL

AXIS



ALL ANVIL EQUIPMENT COMES WITH A ONE YEAR WARRANTY ON COMPONENTS AND DEFECTIVE WORKMANSHIP.
www.anvilworld.com

S
A
X



DESCRIPTION

MODEL
OUTPUT (BTU)
DIMENSIONS (mm) (W x D x H)
BOX DIMMS (mm) (W x D x H)
PACKED WEIGHT (kg)
SUPPLIED WITH REGULATOR
GAS

- Suitable for a conversion to natural gas by a certified gas installer

BOILING TABLE

BTG2002
36000
904 x 484 x 665
940 x 525 x 300
50
YES
LPG

Model: BTG2002

NOTE: When viewing the appliance from the front in its usual operating position, the width (W) of the product is the total distance from left to right; the depth (D) of the product is the total distance from the front to the back; the height (H) is the total distance from the bottom of the product to the top.

 ANVIL

AXIS

Note: Output performance figures quoted are dependant on various factors

Anvil reserves the right, without notice, to make changes and revisions to product specifications, materials and design, which in our opinion, will provide better performance, durability and efficiency.